


42T/44T/46T/47T - SERIES ISDN S₀ INTERFACE TRANSFORMER

FEATURES

- The pulse masks are easily realized due to adjusted leakage inductances
- Optimum common mode rejection of the output signal due to low coupling capacitances
- The impedance masks are reliably fulfilled even during DC premagnetization
- High DC capability, therefore phantom power feeding is unproblematic

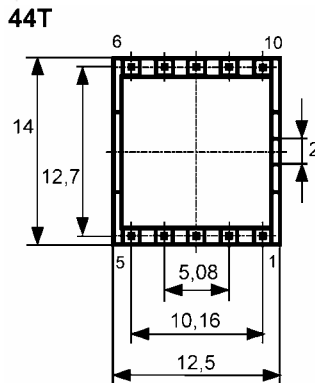


ELECTRICAL SPECIFICATIONS

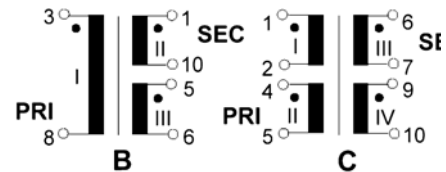
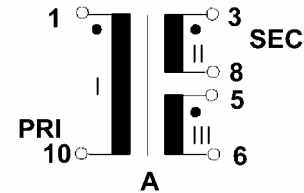
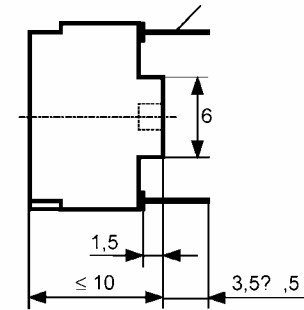
Part Number	Turns Ratio	ΔI_{dc}	L_H mH Min.	L_S μ H Max	C_K pF Max	C_W pF Max	$R_{CU,B}$ Ω	$R_{CU,L}$ Ω	U_P KV _{eff} /KV _{rm}	Schem.
44T-3046B	4:1:1	3	≥ 30	≤ 3	≤ 45	30	3,8	1,2	1,5	B
44T-3042C	2:2:1:1	5	≥ 30	≤ 5	≤ 140	110	5,0	1,6	1,5	C
44T-3041C	1:1:1:1	5	≥ 30	≤ 5	≤ 120	30	1,6	1,6	1,5	C
44T-3043C	1,8:1,8:1:1	5	≥ 30	≤ 5	≤ 120	80	4,0	1,6	1,5	C
44T-3044C	2,5:2,5:1:1	5	≥ 30	≤ 7	≤ 140	200	6,0	1,6	1,5	C
42T-3046B	4:1:1	3	≥ 30	≤ 3	≤ 45	30	3,8	1,2	1,5	B
42T-3042C	2:2:1:1	5	≥ 30	≤ 5	≤ 120	110	5,0	1,6	1,5	C
42T-3041C	1:1:1:1	5	≥ 30	≤ 5	≤ 120	30	1,6	1,6	1,5	C
42T-3043C	1,8:1,8:1:1	5	≥ 30	≤ 5	≤ 120	80	4,0	1,6	1,5	C
42T-3044C	2,5:2,5:1:1	5	≥ 30	≤ 7	≤ 140	200	6,0	1,6	1,5	C
47T-3042A	2:2:1:1	5	≥ 30	≤ 5	≤ 140	120	4,6	1,6	1,5	A
47T-3041A	1:1:1:1	5	≥ 30	≤ 5	≤ 120	30	1,6	1,6	1,5	A
47T-3043A	2,5:2,5:1:1	5	≥ 30	≤ 7	≤ 140	200	6,0	1,6	1,5	A
46T-3042B	2,5/2,5:1/1	5	≥ 30	≤ 15	≤ 45	200	4,0	2,0	4,0	B
46T-3043B	1,8/1,8:1/1	5	≥ 30	≤ 15	≤ 45	120	2,6	2,0	4,0	B
46T-3041B	1/1:1/1	5	≥ 30	≤ 15	≤ 45	40	1,6	2,0	4,0	B
46T-3044B	2/2:1/1	5	≥ 30	≤ 15	≤ 45	130	3,0	2,4	4,0	B
46T-3041A	4:1:1	1	≥ 30	≤ 3	≤ 45	30	2,2	0,4	4,0	A
46T-2541C	4:1:1	1	≥ 25	≤ 3	≤ 30	60	1,8	0,4	4,0	C
46T-3045B	2/2:1/1	5	≥ 30	≤ 15	≤ 45	130	3,0	2,4	4,0	B

CONNECTIONS

Dimensions: mm unless otherwise specified, all tolerances are ± 0.25

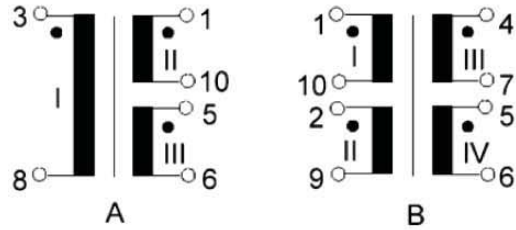
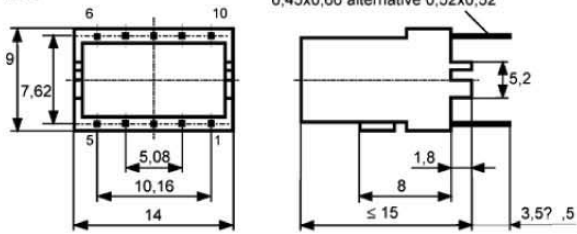


0,45x0,66 alternative 0,52 x0,52

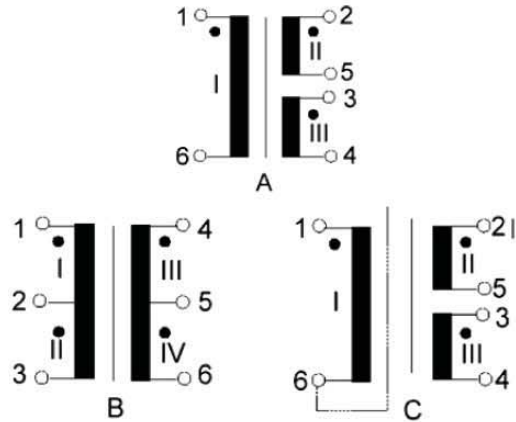
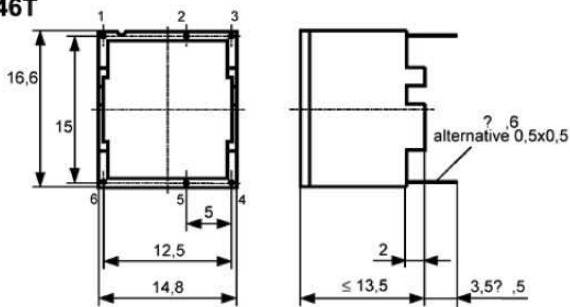


42T/44T/46T/47T - SERIES ISDN S₀ INTERFACE TRANSFORMER

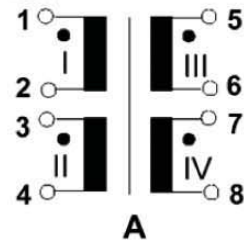
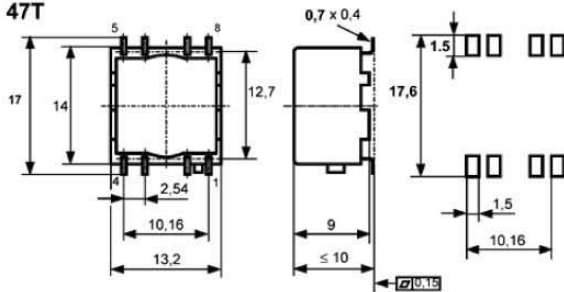
42T



46T



47T



47TS

