


# Wire Wound Ferrite Inductors

## Features

- Ferrite core body with wirewound construction.
- High current rating, low DC resistance.
- Suitable for surface mount assembly end.
- IR reflow soldering.



## Applications

- Cellular phones, pagers, PDAs
- Notebook, PC peripherals and others electronics devices.

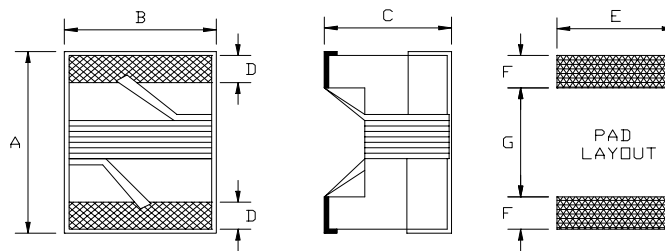
## Part Number Systems

**WHF - 0805 - 1R8 - K - LF**

(1) (2) (3) (4) (5)

(1)	Product series	(2)	Size
(3)	Inductance Value: 1R8 = 1.8uH	(4)	Inductance Tolerance: J = ± 5%, K = ± 10%
(5)	ROHs Compliant		

## Shape And Dimensions



Unit: mm

Type	A (Max)	B (Max)	C (Max)	D Ref.	E Ref.	F Ref.	G Ref.
0805	2.41	1.78	1.78	0.51	1.78	1.02	0.76

## Wire Wound Ferrite Inductors

WHF-0805-Series			ELECTRICAL CHARACTERISTICS			
Part Number	Inductance (uH)	Tolerance	Q Min	SRF (MHz) Min	Rdc (Ω) Max	Idc (mA) Max
WHF-0805-R12J-LF	0.12 @ 25.2 MHz	J, K	20 @ 25.2 MHz	700	0.18	1100
WHF-0805-R15J-LF	0.15 @ 25.2 MHz	J, K	20 @ 25.2 MHz	900	0.18	1100
WHF-0805-R18J-LF	0.18 @ 25.2 MHz	J, K	20 @ 25.2 MHz	600	0.20	800
WHF-0805-R22J-LF	0.22 @ 25.2 MHz	J, K	20 @ 25.2 MHz	550	0.25	700
WHF-0805-R27J-LF	0.27 @ 25.2 MHz	J, K	20 @ 25.2 MHz	550	0.30	700
WHF-0805-R33J-LF	0.33 @ 25.2 MHz	J, K	20 @ 25.2 MHz	550	0.35	650
WHF-0805-R39J-LF	0.39 @ 25.2 MHz	J, K	20 @ 25.2 MHz	420	0.35	600
WHF-0805-R47J-LF	0.47 @ 25.2 MHz	J, K	20 @ 25.2 MHz	350	0.45	600
WHF-0805-R56J-LF	0.56 @ 25.2 MHz	J, K	20 @ 25.2 MHz	300	0.45	550
WHF-0805-R68J-LF	0.68 @ 25.2 MHz	J, K	20 @ 25.2 MHz	300	0.60	500
WHF-0805-R82J-LF	0.82 @ 25.2 MHz	J, K	20 @ 25.2 MHz	300	0.55	500
WHF-0805-1R0J-LF	1.00 @ 7.96 MHz	J, K	15 @ 7.96 MHz	280	0.80	450
WHF-0805-1R2J-LF	1.20 @ 7.96 MHz	J, K	15 @ 7.96 MHz	280	0.90	400
WHF-0805-1R5J-LF	1.50 @ 7.96 MHz	J, K	15 @ 7.96 MHz	250	1.05	350
WHF-0805-1R8J-LF	1.80 @ 7.96 MHz	J, K	15 @ 7.96 MHz	120	0.90	350
WHF-0805-2R2J-LF	2.20 @ 7.96 MHz	J, K	15 @ 7.96 MHz	110	1.10	320
WHF-0805-2R7J-LF	2.70 @ 7.96 MHz	J, K	15 @ 7.96 MHz	70	1.20	320
WHF-0805-3R3J-LF	3.30 @ 7.96 MHz	J, K	15 @ 7.96 MHz	60	1.50	300
WHF-0805-3R9J-LF	3.90 @ 7.96 MHz	J, K	15 @ 7.96 MHz	55	1.60	300
WHF-0805-4R7J-LF	4.70 @ 7.96 MHz	J, K	15 @ 7.96 MHz	45	2.10	200
WHF-0805-5R6J-LF	5.60 @ 7.96 MHz	J, K	15 @ 7.96 MHz	40	2.30	250
WHF-0805-6R8J-LF	6.80 @ 7.96 MHz	J, K	15 @ 7.96 MHz	36	2.70	200
WHF-0805-8R2J-LF	8.20 @ 7.96 MHz	J, K	15 @ 7.96 MHz	33	3.30	180
WHF-0805-100J-LF	10.0 @ 2.52 MHz	J, K	10 @ 2.52 MHz	30	4.00	180

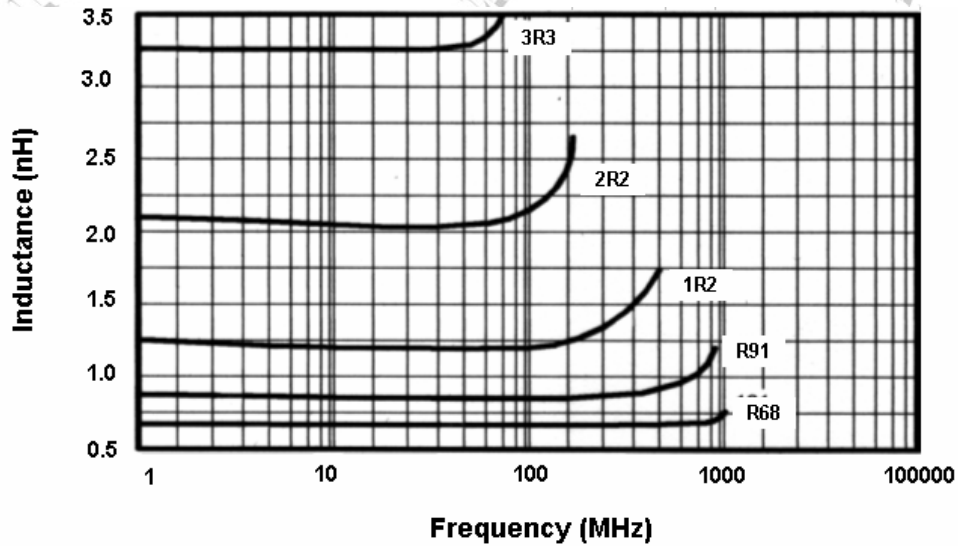
\* All specifications are subjected to change without prior notice.

# Wire Wound Ferrite Inductors

## Typical Electrical Characteristics

### ❖ WHF-0805-Series

Inductance Vs. Frequency Characteristics



Q Vs. Frequency Characteristics

