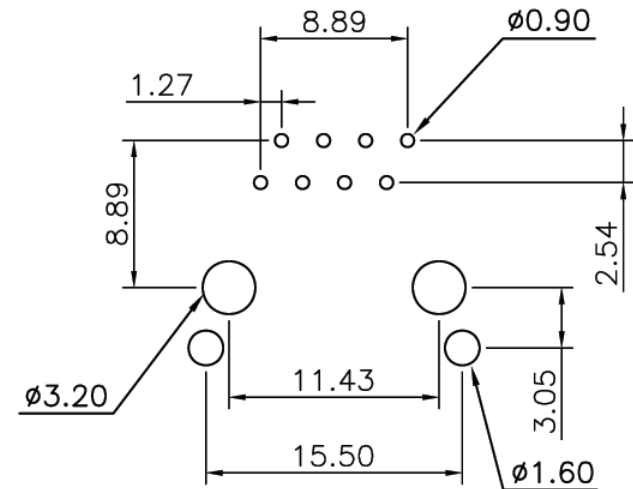
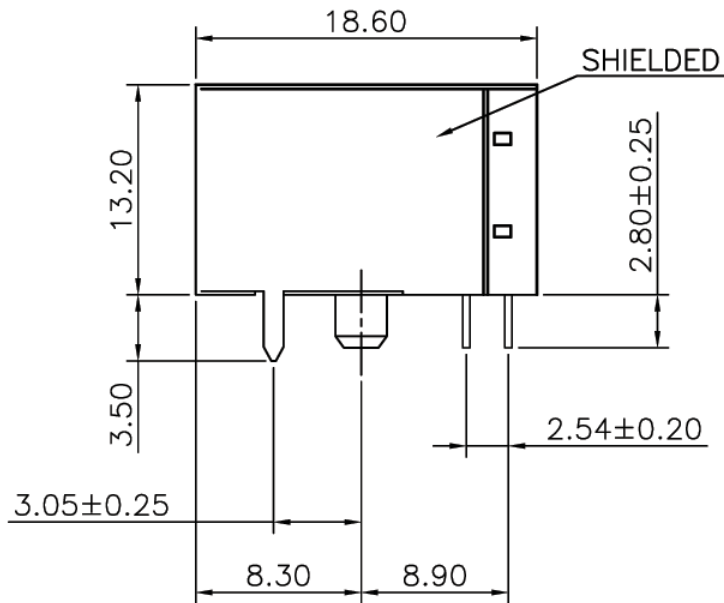
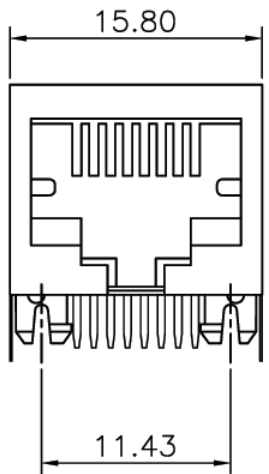
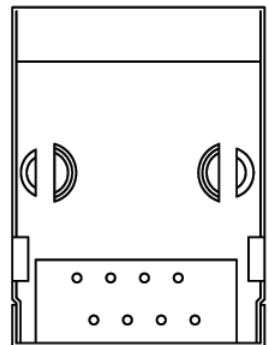


V1.1 NOTE: THIS DEVICE IS ROHS COMPLIANT.

REVISIONS							
SYM	DESCRIPTION	DATE	APPROVED	SYM	DESCRIPTION	DATE	APPROVED
△				△			
△				△			
**CUSTOMER DRAWING FOR REFERENCE ONLY, SAMPLES APPROVAL ARE REQUIRED!!							121



PCB LAYOUT



MATERIAL:
 HOUSING: PBT POLYESTER UL94V-0
 MIXED GLASS FIBER.
 STANDARD COLOR-BLACK
 SHIELD: 0.25mm THICK COPPER ALLOY,
 PLATED WITH NICKEL.
 CAVITY CONFIRMS TO FCC RULES AND REGULATIONS
 PART 68,SUBPART F.

ORDER INFORMATION:

MJK686-Pa88GXS-E
 MJK: MODULAR JACK
 686: SERIES NO.
 Pa: TERMINAL TYPE, PCB TYPE, RIGHT ANGLE
 88: NO. OF CONTACT, 8P8C
 1: COLOR OF PLASTIC, BLACK
 GX: CONTACT PLATING OPTION
 -Gf: GOLD FLASH
 -Gft: GOLD FLASH ON CONTACT, TIN PLATING ON SOLDER TAIL
 -G15t: 15u" GOLD ON CONTACT, TIN PLATING ON SOLDER TAIL
 -G30t: 30u" GOLD ON CONTACT, TIN PLATING ON SOLDER TAIL
 -G50t: 50u" GOLD ON CONTACT, TIN PLATING ON SOLDER TAIL
 S: SHIELDED WITHOUT PANEL GROUNDING TAB
 E: 3.05mm, METAL PEG IN THE FRONT

TOLERANCES UNLESS OTHERWISE SPECIFIED ±0.25			SIGNATURES		DATE	MODEL
SYMBOL	UNIT	SCALE	DRAWN	AARON	08/MAR/06'	TITLE
△	mm	4/1	CHECKED	WENDY	08/MAR/06'	NO.
			APPROVALS			MJK686-Pa881G_S-E

Machrone