


50T - SERIES T1 CARRIER INTERFACE TRANSFORMER

FEATURES

- For T1/ CEPT telecom applications
- Provide 1500Vrms isolation
- Compact single and dual packages
- Designed to meet CCITT 7 & FCC
- Recognized by UL 1950.



TEST CONDITIONS

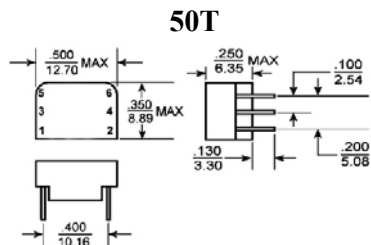
- Inductance 100KHz/200mV
- Leakage Inductance 100KHz/200mV
- Interwinding Capacitance 100KHz/200mV

ELECTRICAL SPECIFICATIONS @25°C

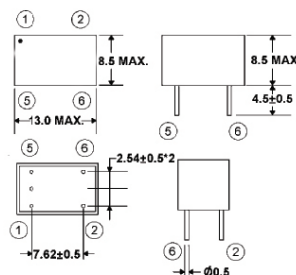
Part Number	Turns Ratio (±5%)	OCL Pri. (mH) Min.	LL Sec. (uH) Max.	CW/W (pf) Max.	DCR Pri. (Ω ±15%)	DCR Sec. (Ω±15%)
50T-1221B	1:1:1(1:2CS)	1.20	0.50	25	0.70	0.70&0.70
50T-1221D	1CT:3CT	1.20	0.50	30	0.70	1.60
50T-1221A	1:1	1.20	0.50	25	0.70	0.70
50T-1221C	1CT:1	1.20	0.80	25	0.70	0.70
50T-1222A	1:1.36	1.20	0.80	35	0.70	0.80
50T-3012B	1.26CS:1(1:1:1.58)	0.30	0.60	30	0.80	0.60
50T-8013B	1CS:1	0.80	0.60	30	0.80	0.60
50T-8014B	1CS:1.31	0.80	0.40	30	0.80	0.60
50T-1122D	1CT:2CT	1.20	0.30-0.55	30	0.70	1.20
50T-1222C	1:2CT	1.20	0.50	40	0.70	1.30
50T-5011E	1:4CT	0.50	1.00	40	0.50	1.50
50T-1222E	1:1.14CT	1.20	0.80	35	0.70	0.80
50T-1523C	1:1.15CT	1.50	0.60	35	0.70	0.90
50T-1524C	1:1/1.26	1.50	0.40	40	0.70	0.90
50T-1223D	1CT:2CT	1.20	0.50	30	0.70	1.20
50T-1223E	1:2.3CT	1.20	0.80	35	0.70	1.40
50T-1224E	1:1.36CT	1.20	0.80	35	0.70	0.90
50T-1223D	1CT:1CT	1.20	0.80	25	0.80	0.80
50T-7011C	1CT:1	0.70	0.70	20	0.20	0.80
50T-7014E	1:1.36CT	0.70	0.70	20	0.50	0.40
50T-1225C	1:1.5CT	1.20	0.6	30	0.70	1.00
50T-1224D	1:1.26CT	1.20	0.80	60	0.90	1.00
50T-1222AT	1:1.36	1.20	0.80	35	0.90	1.20
50T-1523CT	1:1.15CT	1.50	0.80	40	0.90	1.00
50T-1222DT	1CT:2CT	1.20	0.60	50	1.00	2.00
50T-1224DT	1CT:1CT	1.20	1.00	40	1.00	1.00
50T-1225DT	1CT:3CT	1.20	0.80	60	0.90	2.70
50T-1524CT	1:1/1.26	1.50	0.80	50	0.90	1.10

MARKINGS AND DIMENSIONS

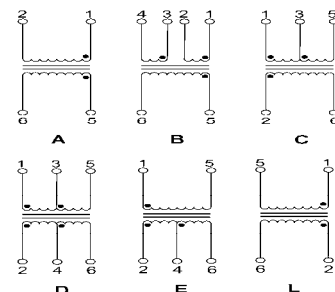
Dimensions: inches/mm unless otherwise specified, all tolerances are ±.010/±0.25



50T1



SCHEMATICS



Notes: Leads are 24 AWG solderable. Unused pins not provided

Machrone

www.machrone-intl.com

Email: info@machrone-intl.com

Tel: (65)6274-0566